

Avast Driver Updater Reviewer's Guide 2022

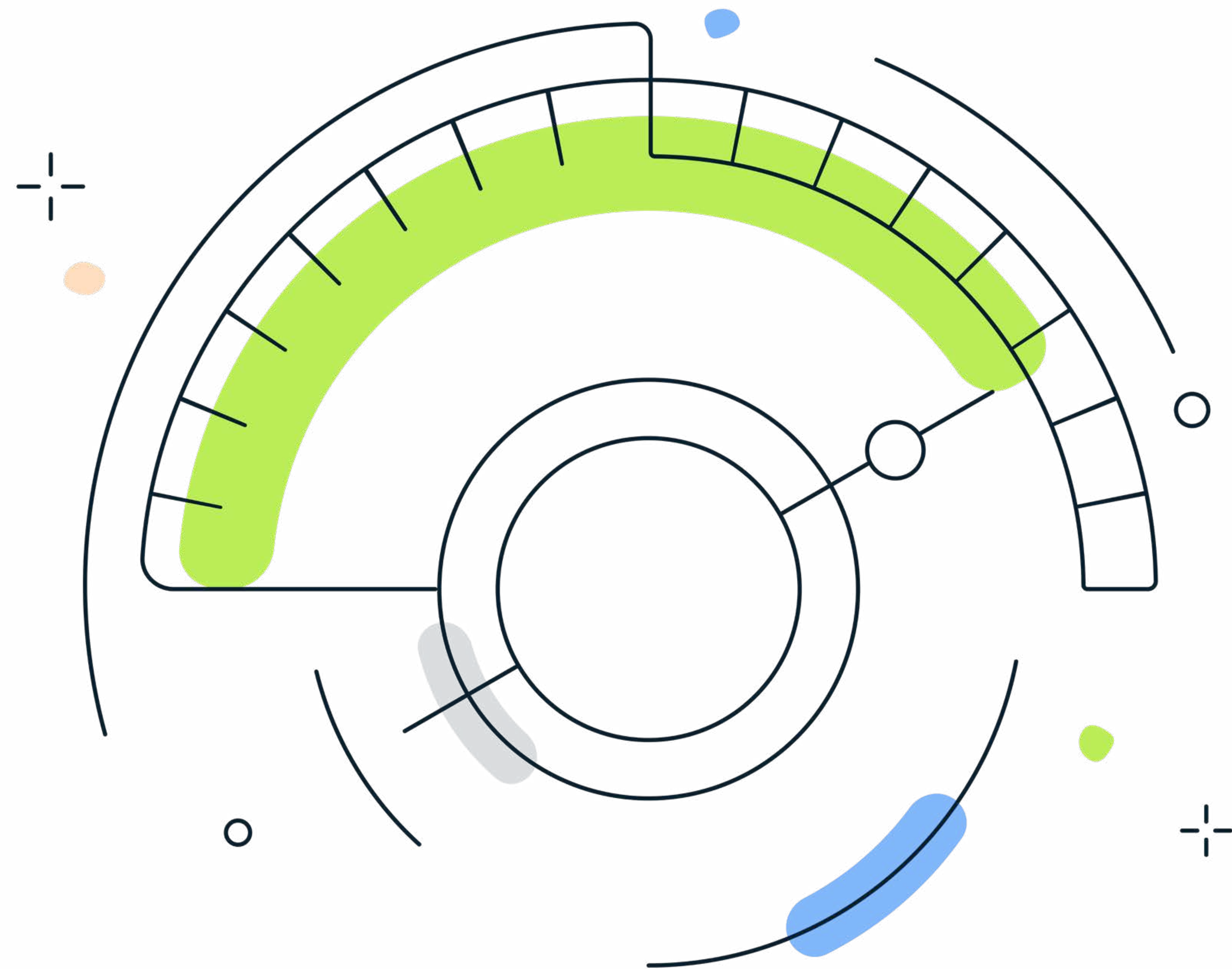


Table of Contents

Introduction to Avast Driver Updater	3
Benefits of using Avast Driver Updater	4
Product Overview	5-8
How does Avast Driver Updater work?.....	5-6
Avast Driver Updater Functionalities Summarized.....	7
Security feature.....	8
System Requirements	9
Privacy Policy	10
Contact information	11

Introduction to Avast Driver Updater

Drivers are programs that help a PC's operating system communicate with hardware devices (such as the camera, printer, or even the sound card in the computer).

Like all other programs, drivers can sometimes contain faults that lead to security vulnerabilities, which provide an opportunity for hackers to access the device and the data on it.

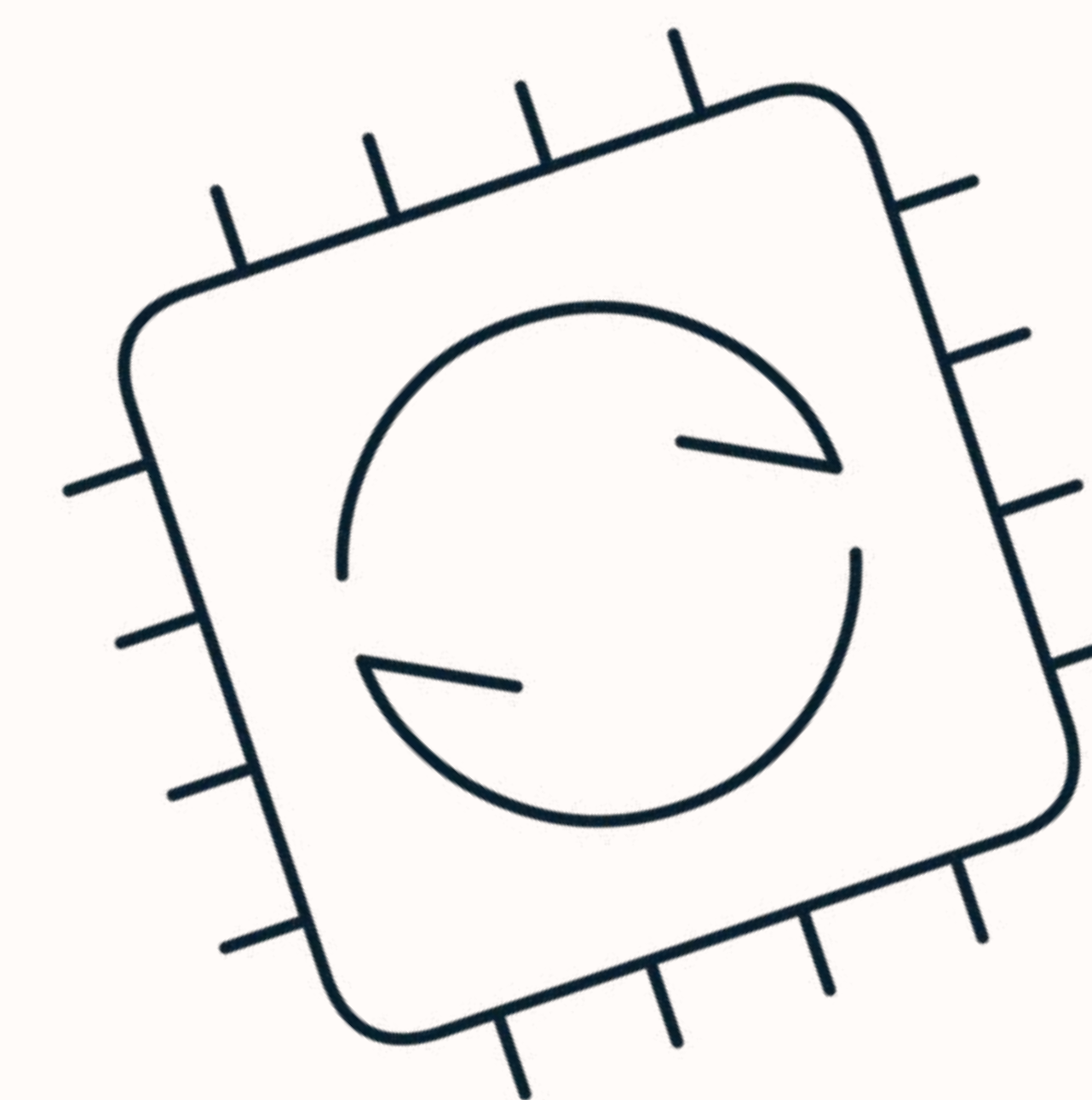
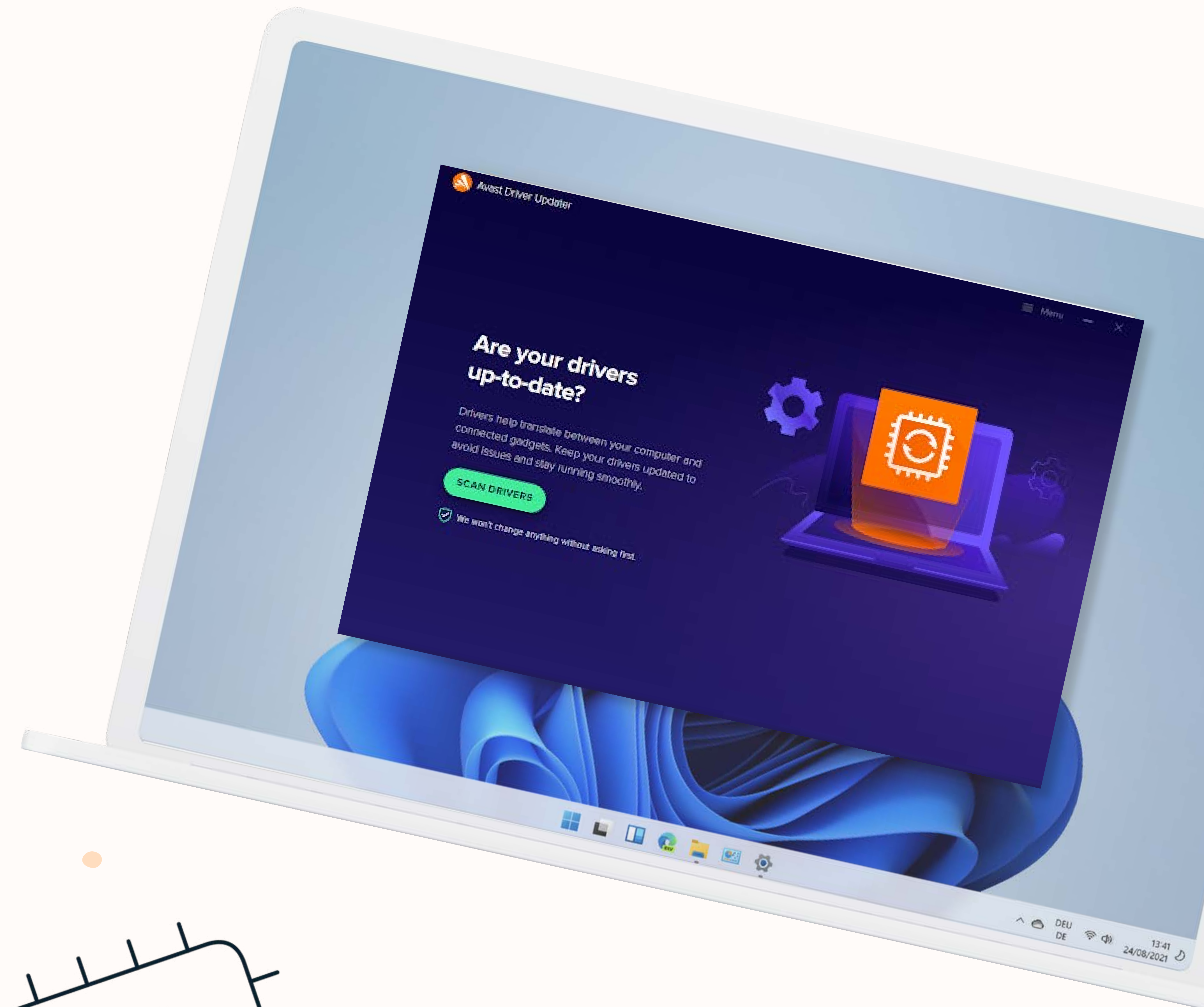
Drivers are among the most critical software on a computer. [Outdated, missing, or corrupt drivers pose a risk](#) to users and can cause crashes or stop a PC and its hardware devices from working properly. Avast's Driver Updater scans for 35 million drivers and installs the most up-to-date driver update in one click, removing potential security risks and improving the PC's performance.

Avast Driver Updater ensures that users' devices and their internal and external hardware perform at their best, addressing issues such as speed and overall functionality. Most users do not include updating drivers as a part of their digital hygiene and are not aware that outdated drivers have the potential to cause security risks and slow down their machines. In addition, not updating drivers regularly can make someone miss out on newly released features.

It is part of Avast's performance product category. Avast performance tools ensure that users' devices and hardware perform at their best, addressing issues such as speed, privacy, storage space, and overall functionality.

What makes Avast's Driver Updater stand out from other products in the market is its capacity to identify and scan vulnerable drivers and offer updates to fix these vulnerabilities. The tool has the largest driver database on the market with 35 million drivers. All the drivers that the tool provides are checked against Avast's malware database and are therefore completely safe.

Avast Driver Updater is available in 45 languages. The solution also offers a fully functional 15-day free trial. Unlike other products in the market, which only allow users to update a limited number of drivers during the free trial, Avast Driver Updater allows users to update as many drivers as they want during their free trial period. After the trial period, the tool continues to support users by protecting and keeping their devices safe for a monthly or yearly subscription.



Benefits of using Avast Driver Updater

Fewer crashes

Faulty and old drivers are the top cause of crashes, freezes, and bluescreens. Driver Updater finds the latest driver versions for maximum stability and fewer bugs, connection problems, mouse, and printer issues.

Increased security

As mentioned above, vulnerable drivers can be a significant security liability. Avast Driver Updater fixes and prevents these vulnerabilities, keeping hackers at bay and users' data safe.

Better graphics

Driver Updater allows users to update graphics drivers to boost performance and enjoy crisper images in games, virtual reality, multimedia apps, streaming, and media editing.

Richer audio

Outdated audio drivers can impact sound quality or even cause audio issues on a computer. Updated drivers prevent such audio issues.

Fewer device problems

Driver Updater helps fix existing problems, such as having no sound from the speakers, a printer not working, and a frequently dropping Wi-Fi connection.

No technical knowledge or manual updating required

Avast Driver Updater can be employed by any user, regardless of their technological savviness. It prevents unnecessary guesswork and the hard work of keeping users' computers up to date on their own.

Solve driver issues quickly

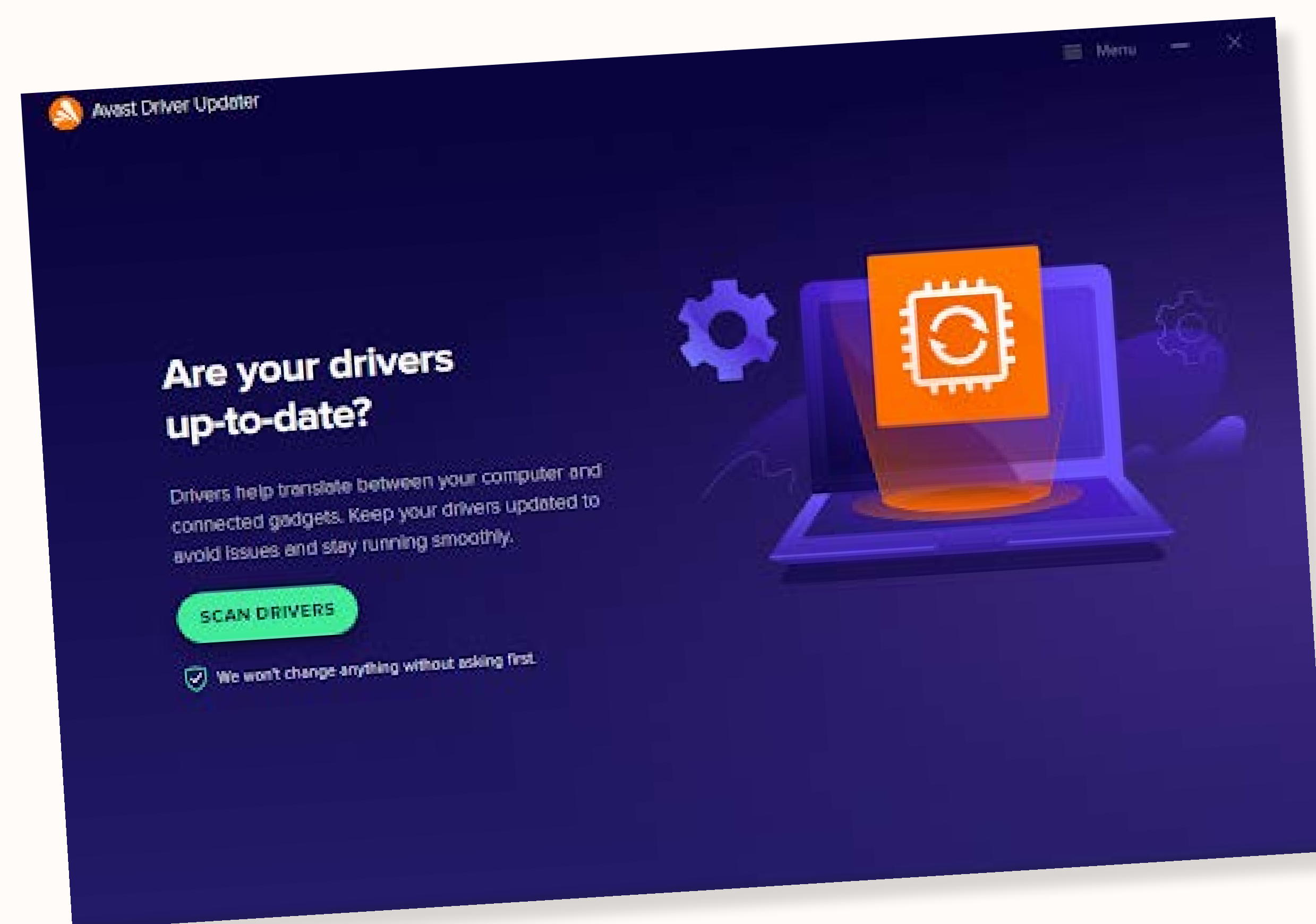
Like any piece of software on rare occasions, drivers can contain manufacturing defects or clash with pre-existing software on a device, and it can be tough to identify which drivers are causing issues. Avast Driver Updater helps users identify and solve these problems promptly.

How does Avast Driver Updater work?

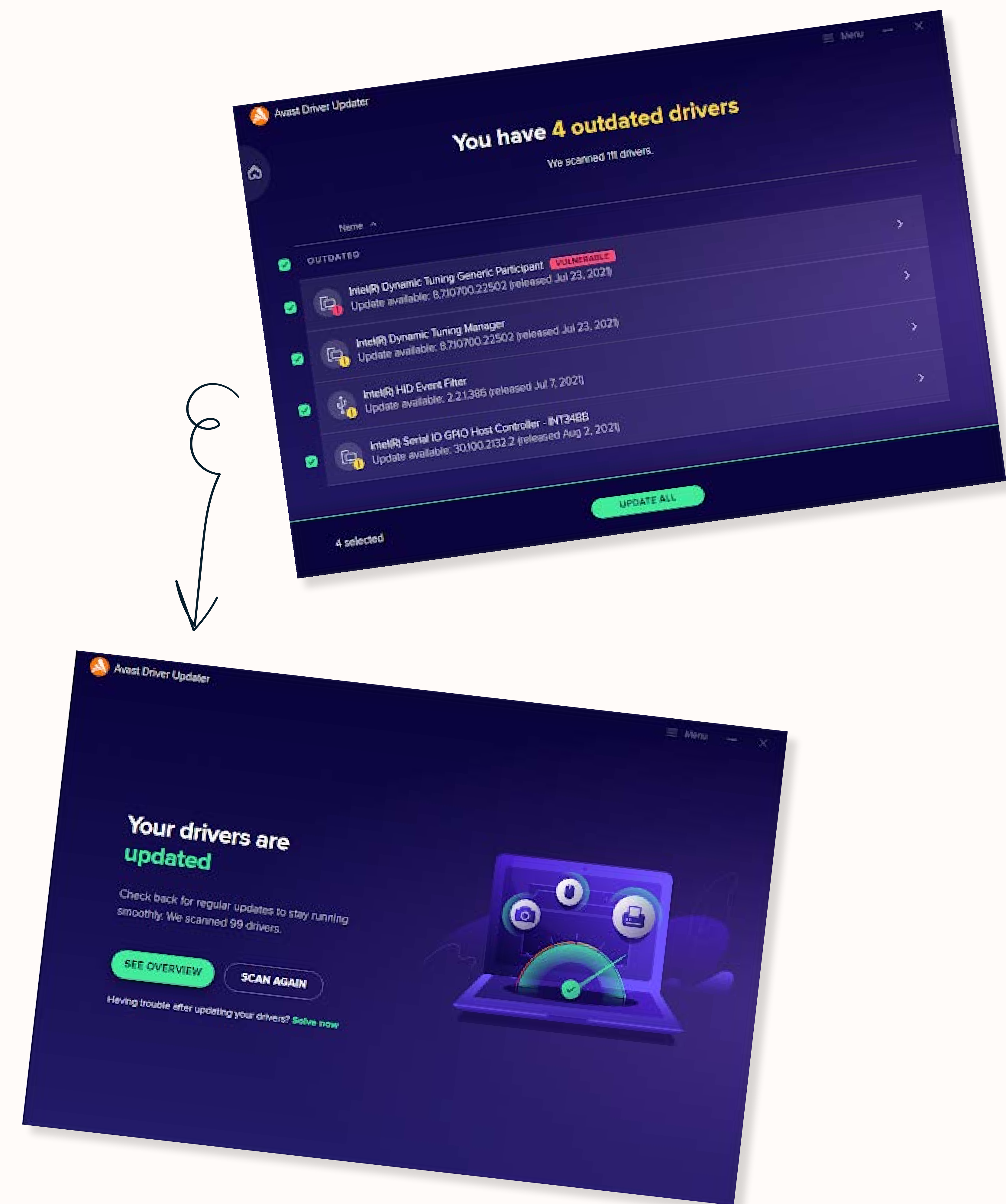
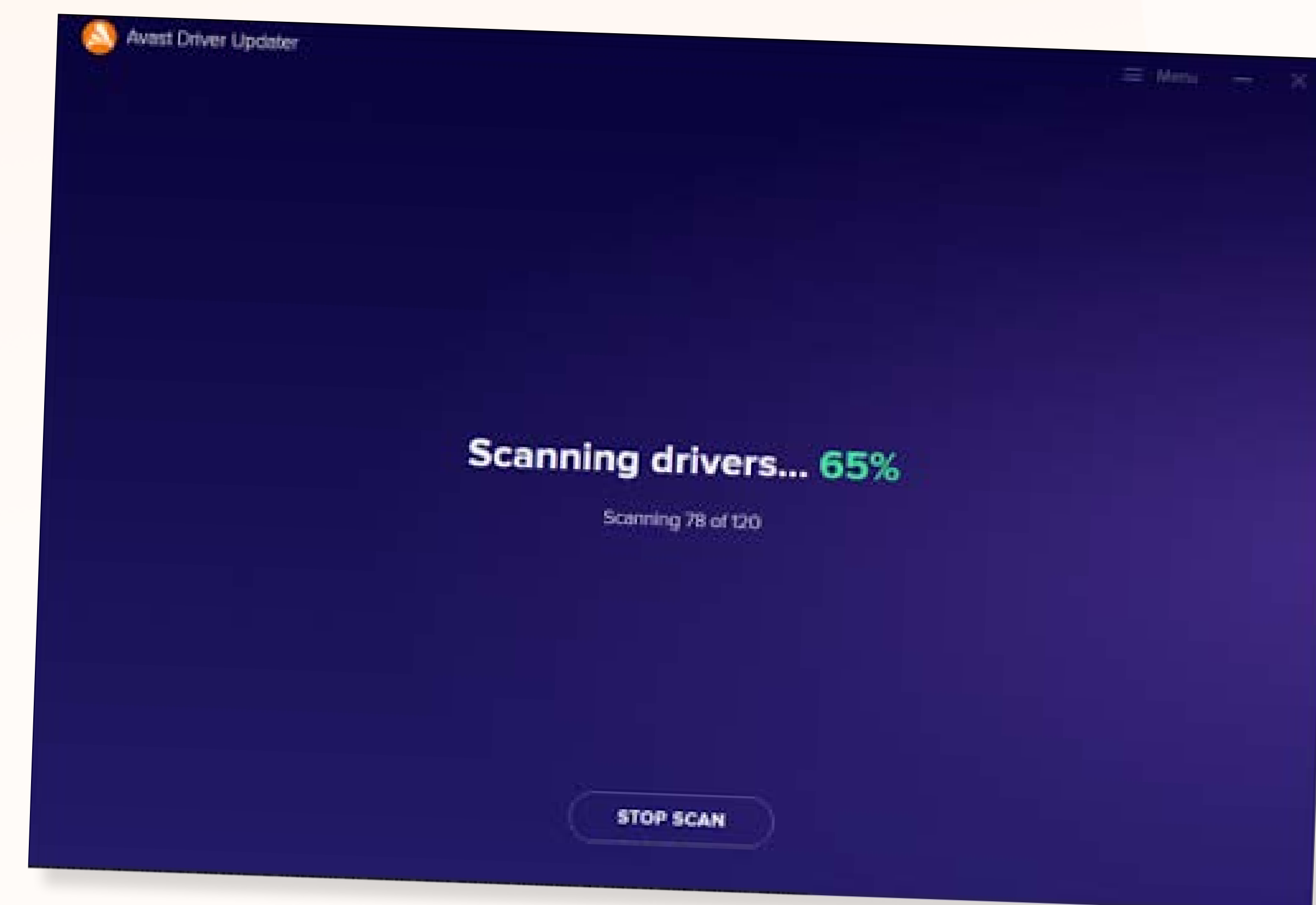
Driver Updater scans the user's PC and identifies which drivers need updating. It then searches Avast's database of over 35M drivers, and after the user confirms the selection, Avast Driver Updater automatically downloads and installs the selected latest drivers.

Step by step

1 Once Avast Driver Updater is opened for the first time, users can scan their hardware drivers by clicking on the **Scan Drivers** button.



2 When the scan is complete, Avast Driver Updater will list all drivers that are out of date and ready for an update. Users will also see the **Vulnerable** label next to any driver that might be a security risk and requires quick action. Users have the option to update all the drivers in just one click by pressing the **Update all** button or the option to decide which drivers to update. Driver Updater allows them to decide on the ideal time for the update. Drivers are installed one at a time to avoid any conflicts.



How does Avast Driver Updater work?

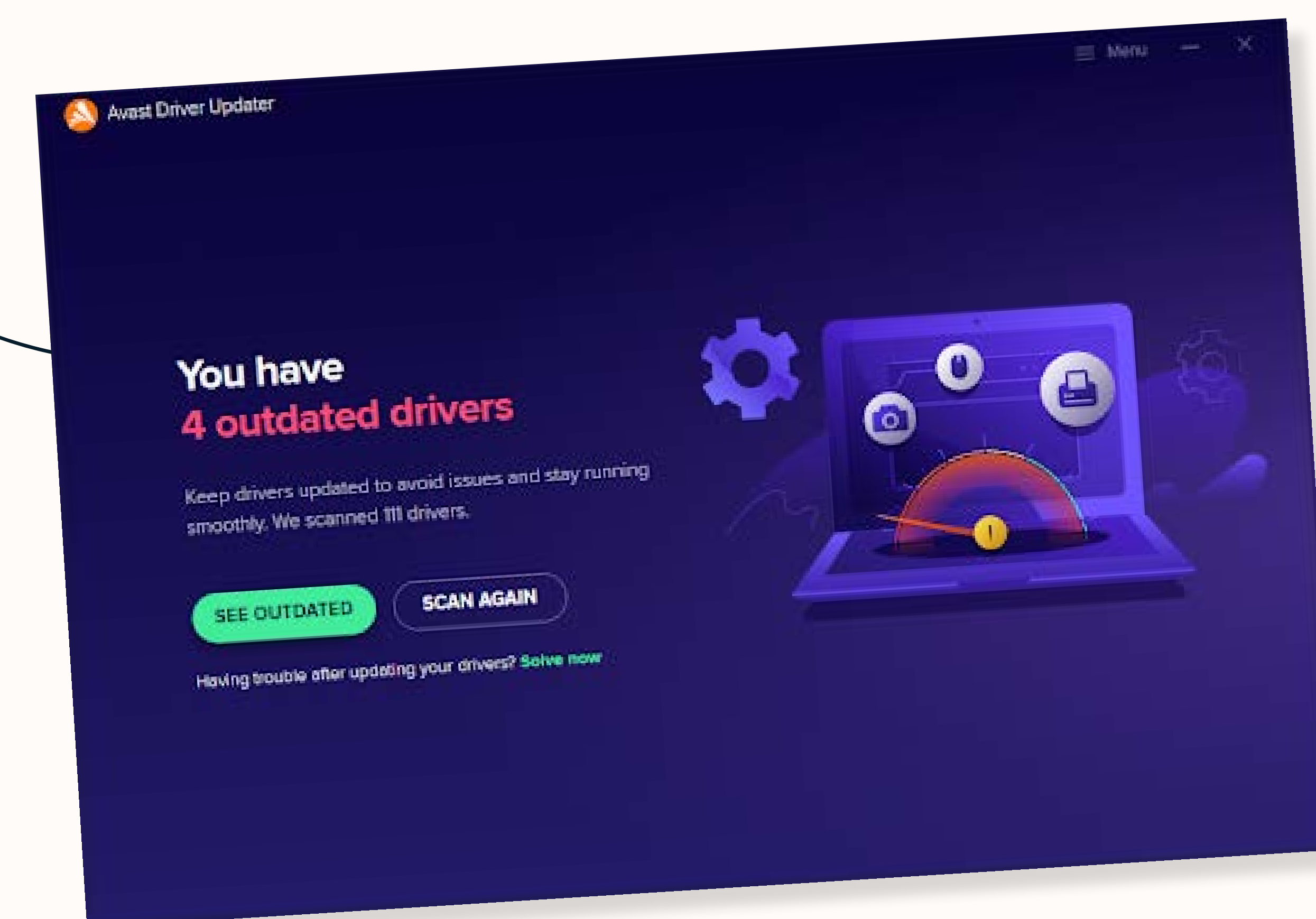
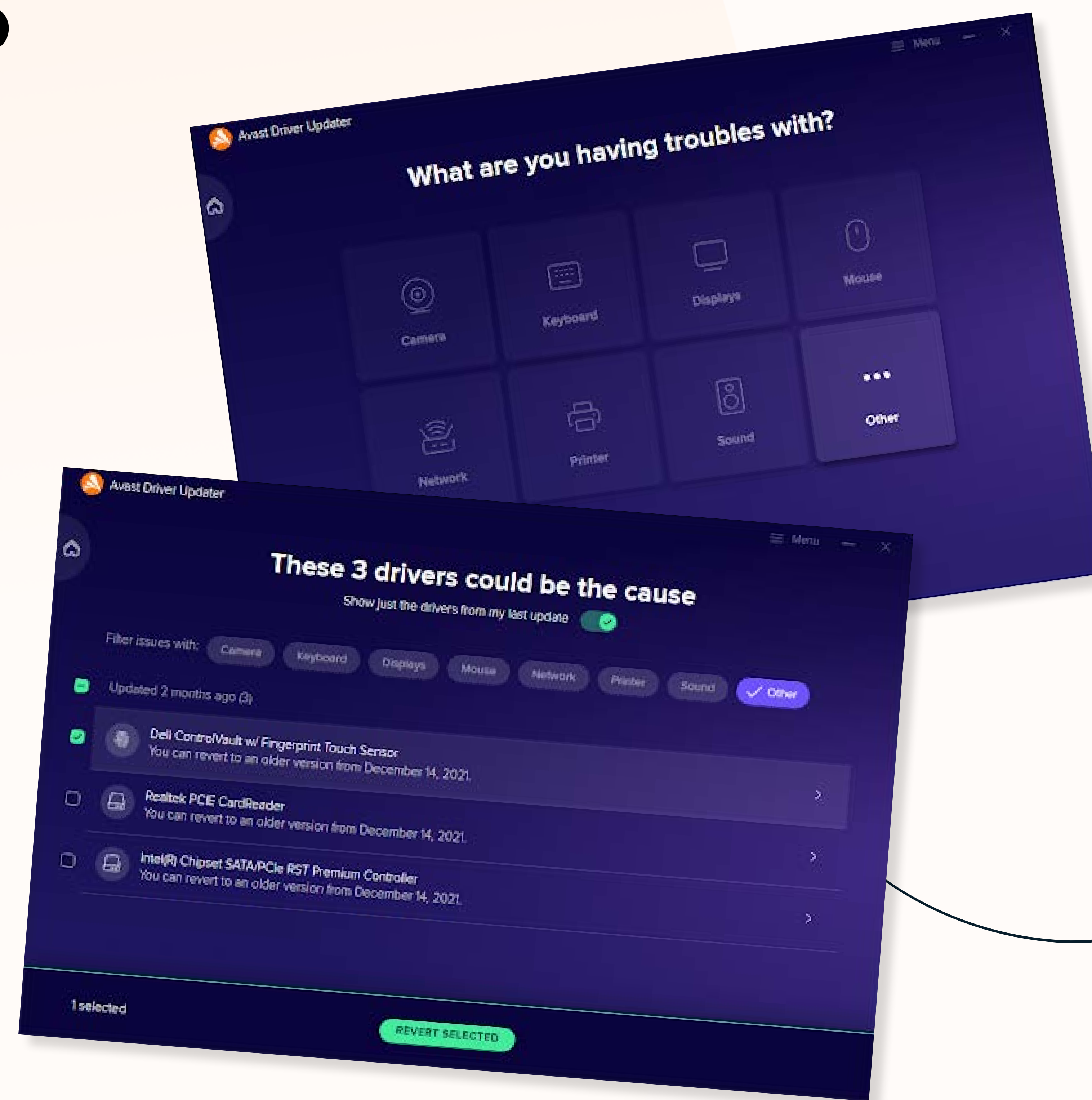
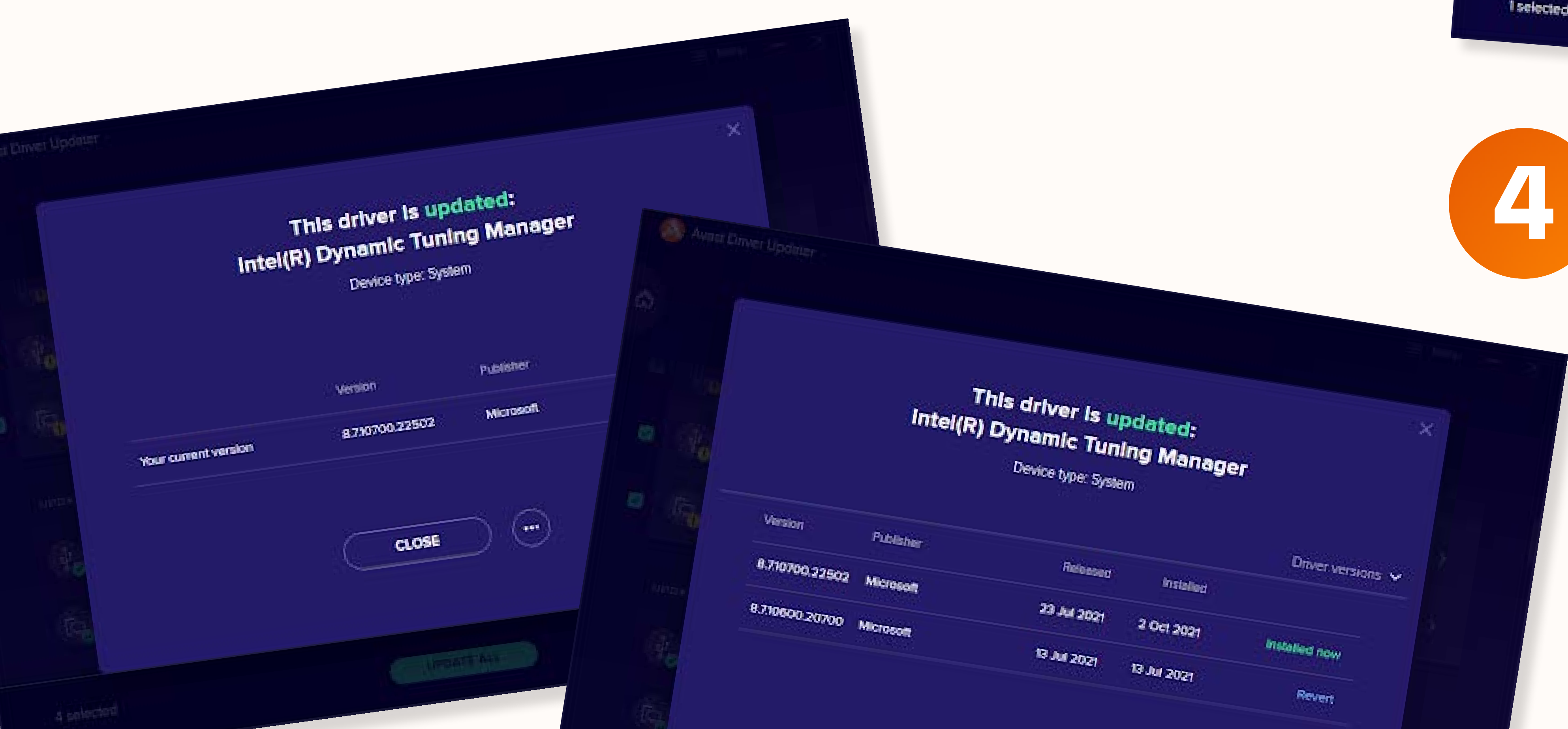
Driver Updater scans the user's PC and identifies which drivers need updating. It then searches Avast's database of over 35M drivers, and after the user confirms the selection, Avast Driver Updater automatically downloads and installs the selected latest drivers.

Step by step

3 Users can also see the history of drivers installed and the current version for each of them. Moreover, after clicking **Driver versions** (bottom right), the user will see a list of all the drivers that are either currently installed or were previously installed by Avast Driver Updater. If the driver backup is on (by default), the user will also see the option to **Revert** if they feel that the previous driver version suited them better.

4 On the rare occasion that the user starts experiencing an issue after any update, help is available. Users can go to the **Other** section on the home screen and select **Having trouble after updating drivers?**. Then, the user can select **Solve now** and be directed to Avast's revert assistant, which will help the user identify the problematic driver and revert it to the previous version.

5 After the initial scan, Driver Updater will regularly scan the user's PC to see if any drivers need to be updated. The app will notify the user if outdated drivers are found, alerting them that newer driver updates are available. Every time they open the tool, users of Avast Driver Updater will see how many outdated drivers were found during the last automatic scan. If a few days have passed from the last automatic scan, it is recommended to scan again on demand, as users might uncover even more outdated drivers.



Driver Updater functionalities summarized

Regular automatic scan and notifications about outdated drivers

Avast Driver Updater automatically scans and checks for compatible drivers to see if any drivers need to be updated. If needed, the app will notify the user, alerting them to available driver updates.

Compatibility check

Avast Driver Updater does a compatibility check to ensure the correct driver updates are installed on the user's PC.

Driver Backup and Restore

Users can back up the previous versions of the drivers that were installed on their PC from when they start using driver backup (turned on by default) in Avast Driver Updater. At any moment, when the users feel like the previous version of the driver performed better for them, they can easily go to the driver version list and revert to any of the previous versions.

Reverting Assistance

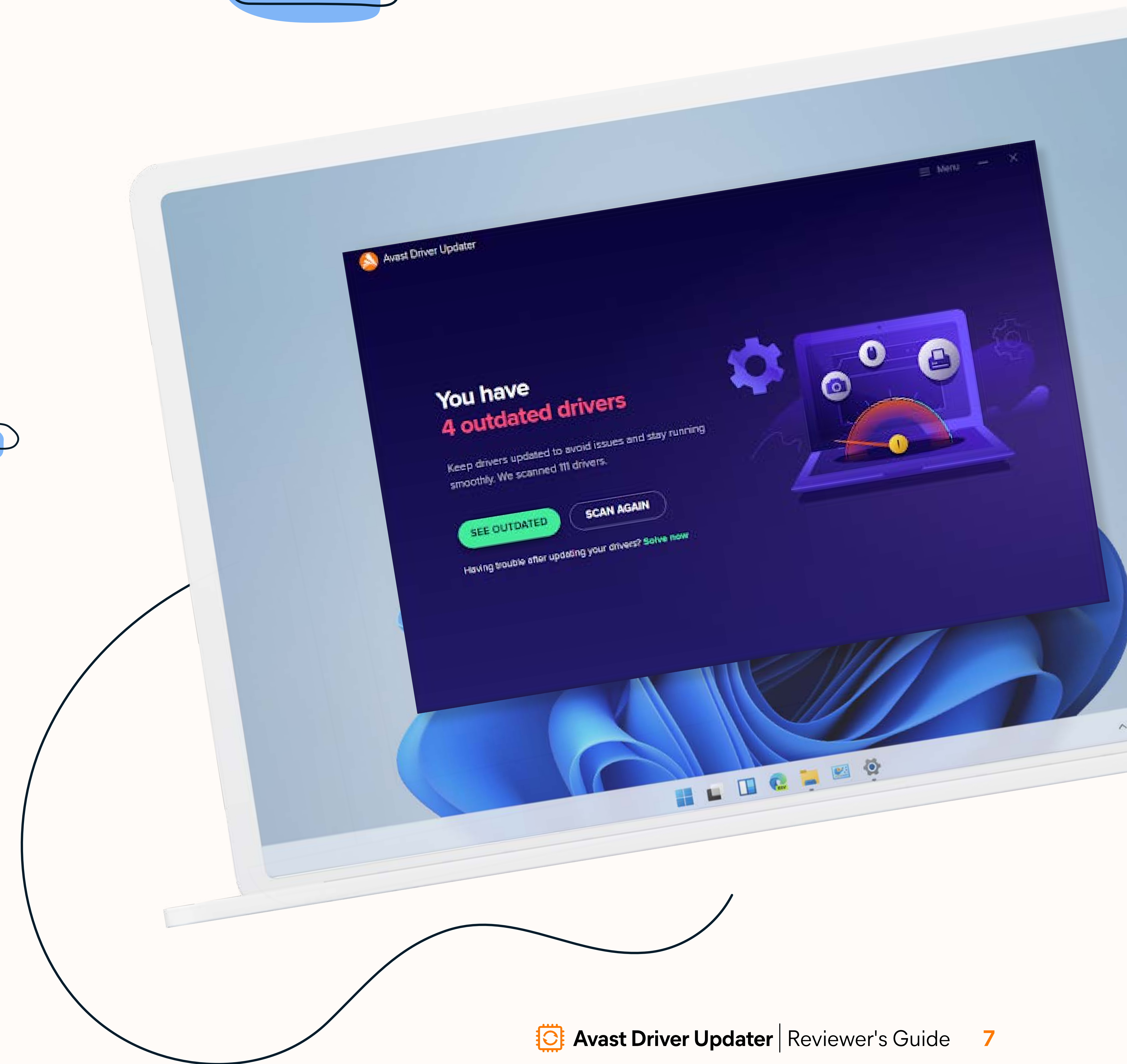

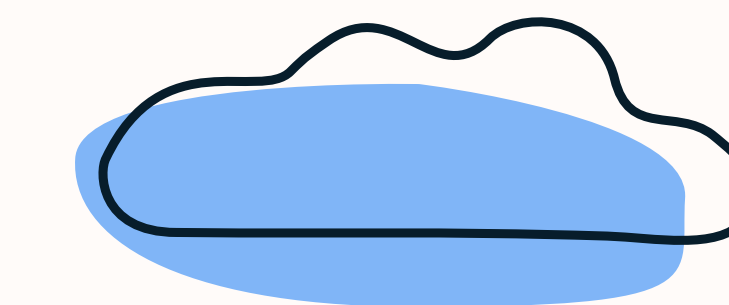
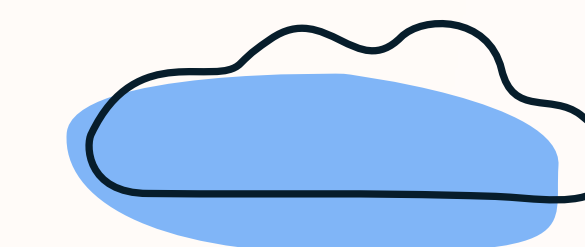
Avast Driver Updater's unique driver rollback feature allows users to quickly identify a problematic update and revert to the previous version that they feel works better for them. The new troubleshooting helper was developed so users can feel confident about updating their drivers. It's a quick and easy way to solve issues and enjoy the full performance after a driver glitch.

System Restore Points

Avast Driver Updater also uses the Windows' System Restore Points feature to enable users to revert back to the previous version of a driver. This extra backup layer gives users options in the rare case they cannot restore the driver through the tool.

Vulnerability Labels

Avast Driver Updater also updates vulnerable drivers to prevent security holes or bugs from putting users at risk. These are highlighted by a Vulnerable label in the drivers' list. Vulnerabilities could cause the hardware to malfunction or leave a door open for an intruder to exploit that particular device or accessory. Many drivers have access directly to the system, so if they crash, the whole system will crash, leaving the information exposed.



Security features

Avast takes security very seriously, and Avast Driver Updater demonstrates this through the combination of security and performance coverage built into the product.

Here are three specific ways that ensure that all the updates in Avast's database are safe and working properly:

Vulnerabilities

Avast maintains a list of known driver vulnerabilities and is able to inform its Avast Driver Updater customers about vulnerable drivers and can help them update their drivers to a safer version.

Malware check

Avast scans all the drivers in its database with its award-winning antivirus technology so that Avast can make Avast Driver Updater one of the safest solutions to update drivers.

Compatibility


Avast does pre-installation checks for all drivers that are approved to work for a specific version of Windows. That way, Avast makes sure the drivers will fit any system.

System Requirements

Avast Driver Updater supports Windows 11, Windows 10 (except Mobile and IoT Core Edition 32 or 64-bit); Windows 8/8.1 (except RT and Starter Edition 32 or 64-bit) and Windows 7 SP1 or higher, any Edition (32 or 64-bit).

In order to run, it requires:

- A Windows fully compatible PC with Intel Pentium 4 / AMD Athlon 64 processor or above (must support SSE3 instructions)
- 1 GB RAM or above
- 1 GB free space on the hard disk
- An internet connection to download and install the program
- An optimal standard screen resolution of no less than 1024 x 768 pixels is recommended.





Privacy Policy

As one of the world's most trusted antivirus software companies, we aim to defend our users against threats in cyberspace. To do so, we may have to collect personal data to provide our users with the best weapons and the most up-to-date security.

We have technical product experts who can quickly get in touch to help through product testing scenarios or questions. All other trademarks are the property of their respective owners.

We do not take this trust for granted, so we've developed a Privacy Policy that covers how we collect, use, disclose, transfer, and store personal data. Our full privacy policy, which includes why and how we process data, and how we disclose and protect our users' personal data can be found [here](#).

If you are a member of the press, please contact: pr@avast.com. If you have any questions regarding Avast or any of its products. Media materials can be found at <https://press.avast.com>.

